

Jürg Hochweber

Fingerspiele



Leichte Solostücke für Gitarre

www.hochweber.ch

Inhalt / Content

1. Drei Töne / Leicht gesagt
2. Fingerspiel
3. Valeria
4. Aufwind
5. Unter uns
6. Mondkind
7. Spanischer Tanz
8. Dies und das
9. Auf und davon
10. Cuerdas
11. Frechdachs
12. Züpfeln
13. Jubel-Walzer
14. Guitar Girl
15. Du bist dran!
16. Bereit
17. Embryo Rock
18. Vamos bien
19. Tango de Salón
20. Eindruck
21. Erlebnis
22. Am Ball bleiben
23. Einen Zacken zulegen
24. Freude
25. Tiger Tango
26. Welle
27. Song
28. Schaukel
29. Fragen noch und noch
30. Freizeit
31. Rock'n'Roll Guitar
32. Ultimate Kick
33. Flamenco típico
34. Ländler
35. Spuren
36. Happy End
37. Gaunertrick
38. Ein Herz und eine Seele
39. Guitar in Action
40. Mischung
41. Dschungel-Blues
42. Land des Einhorns
43. Blues

Drei Töne

(Three Notes)

JH



Musical score for 'Drei Töne' (Three Notes) in 8/8 time. The score consists of three staves. The first staff begins with the syllables 'i m i' above the notes. The melody features a series of eighth notes, with triplets and a final half note. The second and third staves continue the melodic line with similar rhythmic patterns.

Leicht gesagt

Musical score for 'Leicht gesagt' in 8/8 time. The score consists of four staves. The first staff begins with the syllables 'i m i m' above the notes. The melody is more complex, featuring eighth notes, quarter notes, and a final half note. The second, third, and fourth staves continue the melodic line with similar rhythmic patterns.

Fingerspiel (Finger Game)

JH



Valeria

JH

The first system of music consists of two staves. The upper staff is in treble clef with a 3/4 time signature. It contains a melodic line with eighth notes and quarter notes. The first three notes are marked with an 'i' (finger number) and a 'p' (piano dynamic). The lower staff is in bass clef and contains a bass line with quarter notes, also marked with a 'p'. The label 'Guitar 2' is positioned below the lower staff.

The second system continues the musical notation with two staves. The upper staff has a melodic line of eighth and quarter notes. The lower staff has a bass line of quarter notes. Both staves are marked with a 'p' dynamic.

The third system continues the musical notation with two staves. The upper staff has a melodic line of eighth and quarter notes. The lower staff has a bass line of quarter notes. Both staves are marked with a 'p' dynamic.

The fourth system concludes the piece with two staves. The upper staff has a melodic line that ends with a double bar line. The lower staff has a bass line that ends with a double bar line. Both staves are marked with a 'p' dynamic.

Aufwind




(Up Wind)

JH




Unter uns (Between Us)

JH





Mondkind / Moon Child

JH



Fine



D.C. al Fine

Spanischer Tanz

JH

A V A D A E

A D A klopfen E

A guitar fretboard diagram showing chord voicings for A, D, and E. The strings are numbered 1 to 6 from top to bottom. The A chord is shown with dots on the 2nd, 4th, and 5th strings. The D chord is shown with dots on the 2nd, 3rd, and 4th strings. The E chord is shown with dots on the 1st, 2nd, and 3rd strings. The 6th string is marked with 'xxx' on the left side, indicating it is not played.

A D E D

A E A klopfen A A

alternativer Rhythmus:

A E

Dies und das

(This and That)

JH

Musical staff 1: Treble clef, 3/4 time signature. Notes: G4 (finger 2), A4 (finger 1), B4 (finger 3), C5, D5, E5, F5, G5. Chords: D (D4, F#4, A4), V (V4, F#4, A4), D (D4, F#4, A4).

Musical staff 2: Treble clef. Notes: G4, A4, B4, C5, D5, E5, F5, G5. Chords: Am (A3, C4, E4), V (V4, F#4, A4), Em (E3, G3, B3).

Musical staff 3: Treble clef. Notes: G4 (finger 1), A4 (finger 3), B4, C5, D5, E5, F5, G5. Chords: Am (A3, C4, E4), Fine (diamond symbol).

Musical staff 4: Treble clef. Notes: G4, A4, B4, C5, D5, E5, F5, G5. Chords: Am (A3, C4, E4).

Musical staff 5: Treble clef. Notes: G4 (finger 3), A4, B4, C5, D5, E5, F5, G5.

Musical staff 6: Treble clef. Notes: G4, A4, B4, C5, D5, E5, F5, G5. Chords: Em (E3, G3, B3), D.C. al Fine (diamond symbol).

Auf und davon !

JH

Musical staff 1: Treble clef, 3/4 time signature. Chords: C, Dm. Fingerings: 3, 1, 3. Includes a V-shaped fingering symbol.

Musical staff 2: Treble clef, 3/4 time signature. Chords: E, Am. Fingerings: 3, 2.

Musical staff 3: Treble clef, 3/4 time signature. Chords: C, Dm. Fingering: 3.

Musical staff 4: Treble clef, 3/4 time signature. Chords: G7, C. Ends with a diamond-shaped fingering symbol and the word "Fine".

Musical staff 5: Treble clef, 3/4 time signature. Chords: Dm, E. Fingering: 3. Ends with a diamond-shaped fingering symbol.

Musical staff 6: Treble clef, 3/4 time signature. Chords: G, C. Fingering: 3. Ends with a diamond-shaped fingering symbol and the instruction "D.C. al Fine".


Cuerdas

JH

Am E E




Am Am E




Am G

Fine



C



G C



D.C. al Fine



Frechdachs

(cheeky monkey)

JH



Züpfeln

JH

The musical score for 'Züpfeln' is written for a single melodic line in treble clef, 3/4 time. The piece consists of eight staves of music. The first staff begins with a treble clef, a 3/4 time signature, and a dynamic marking of *p*. The first four measures of the first staff have an *i* (finger) marking above the notes. The piece concludes with a *Fine* marking at the end of the fourth staff. The notation includes eighth and sixteenth notes, rests, and dynamic markings.

D.C. al Fine

Jubel-Walzer

Jubilation Waltz

JH

Musical staff 1: Treble clef, key signature of two sharps (F# and C#), 3/4 time signature. The staff contains a melody with eighth notes and triplets. Chords A and D are indicated above the staff.

Musical staff 2: Treble clef, key signature of two sharps, 3/4 time signature. The staff contains a melody with eighth notes and triplets. Chords Em and D are indicated above the staff. The piece ends with a double bar line and the word "Fine".

Musical staff 3: Treble clef, key signature of two sharps, 3/4 time signature. The staff contains a melody with eighth notes and triplets. Chords G and D are indicated above the staff.

Musical staff 4: Treble clef, key signature of two sharps, 3/4 time signature. The staff contains a melody with eighth notes and triplets. Chords G, E, and A are indicated above the staff. The piece ends with a double bar line and the instruction "D.C. al Fine".

Guitar Girl

JH

E E

E E

E E

Fine

Am

Am Am

Am

D.C. al Fine

Du bist dran! (It's Your Turn!)

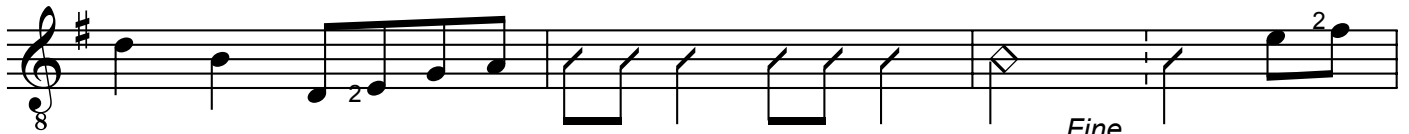
JH



G C D



G D G G



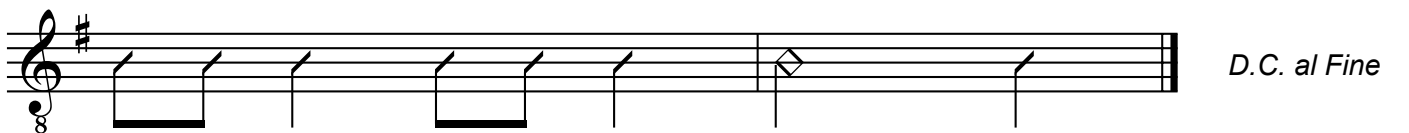
C D



Em



C Am D






D.C. al Fine

Bereit




(Ready)

JH



Embryo Rock






JH



D.C. al Fine






Vamos bien

JH



Tango de Salón


JH



D.C. al Fine



Eindruck (Impression)

JH





Erlebnis (Experience)

JH



Am Ball bleiben (to keep the Ball)

JH



Einen Zacken zulegen


JH

Rock

The musical score consists of seven staves of music in 8/8 time, written in treble clef. The melody is characterized by eighth-note patterns and triplets. The first staff includes dynamic markings 'p' and 'p'. The second staff has a '2' marking. The third staff features '3' and '4' markings and ends with 'Fine'. The fourth staff has '3' and '2' markings. The fifth staff has '3' and '2' markings. The sixth staff has '2' and '3' markings. The seventh staff ends with 'D.C. al Fine'.

Freude / Joy

JH



Tiger-Tango

Em Em JH

Am D C B7

Em E7


Am D C B7 Em

Am D Am Em Am Em

Am D Am D C B7

Welle / Wave

JH



Song


JH

 (swing)


Am Dm




G C E



Am Dm





E Am



Schaukel

JH



Fragen noch und noch

(Many More Questions)

JH

The musical score is written in treble clef with a common time signature (C). It consists of seven staves of music. The first staff begins with a piano (p) dynamic and includes fingerings (i, 2, 3) and slurs. The second staff continues with similar dynamics and fingerings. The third staff features a 'Fine' marking and a repeat sign with a second ending. The fourth, fifth, and sixth staves contain various rhythmic patterns, including triplets and slurs. The seventh staff concludes with a 'D.C. al Fine' instruction.

Freizeit

JH

The musical score for 'Freizeit' is written in treble clef with a 3/4 time signature. It consists of eight staves of music. The first staff includes fingerings (i, m) and dynamics (p). The piece concludes with a 'Fine' marking on the fourth staff and a 'D.C. al Fine' instruction on the eighth staff.

Fine

D.C. al Fine

Rock'n'Roll Guitar

JH

8 D7 m i p p p

8 p p p

8 G7 p


8 D7 p

8 A7 m p p p

8 D7 1. i m 2. p

Ultimate Kick

JH



Flamenco típico

JH

The musical score consists of eight staves of music, each representing a different measure of the piece. The music is written in treble clef with a key signature of one flat (Bb) and a 6/8 time signature. The notes are primarily eighth and sixteenth notes, often beamed together. Chords are indicated by letters above the staff: A, Bb, Dm, and C. A guitar fingering diagram is provided for the Bb chord in the second measure. The piece concludes with a diamond-shaped symbol on the final note of the eighth measure.

Staff 1: A

Staff 2: B \flat (Guitar fingering diagram: 2nd fret, 1st string; 2nd fret, 2nd string; 3rd fret, 3rd string; 4th fret, 4th string; 5th fret, 5th string), A

Staff 3: A

Staff 4: B \flat , A

Staff 5: Dm, C


Staff 6: B \flat , A

Staff 7: Dm, C

Staff 8: B \flat , A




Ländler

JH



Spuren (Traces)

JH



Happy End

JH

8

p *p* *p* *p* *p* *p* *p* *p*

p

Fine



p *p* *p* *p*

D.C. al Fine

Gauner-Trick

JH




Swing 



Ein Herz und eine Seele

(One Heart, One Soul)

JH



D.C. al Fine

Guitar in Action

(Rock-Blues)





JH

 (Swing)



Mischung (Mixture)

JH



Dschungel-Blues / *Jungle Blues*

Rock-Blues

JH

Musical staff 1: Treble clef, 8/8 time signature. Chord: Am. Features a triplet of eighth notes (p p) and a triplet of eighth notes.

Musical staff 2: Treble clef, 8/8 time signature. Chords: Am, Dm. Features a triplet of eighth notes and a triplet of eighth notes.

Musical staff 3: Treble clef, 8/8 time signature. Chord: Am. Features a triplet of eighth notes and a triplet of eighth notes.

Musical staff 4: Treble clef, 8/8 time signature. Chord: E. Features a triplet of eighth notes and a triplet of eighth notes.

Musical staff 5: Treble clef, 8/8 time signature. Chords: Am, G. Features a triplet of eighth notes and a triplet of eighth notes. Includes first ending bracket labeled '1.'.

Musical staff 6: Treble clef, 8/8 time signature. Chord: Am. Features a triplet of eighth notes and a triplet of eighth notes. Includes second ending bracket labeled '2.'.

Musical staff 7: Treble clef, 8/8 time signature. Chord: Am. Features a triplet of eighth notes and a triplet of eighth notes. Includes second ending bracket labeled '2.'.

für Fortgeschrittene:
for advanced players

Land des Einhorns

(Land of the Unicorn)

JH

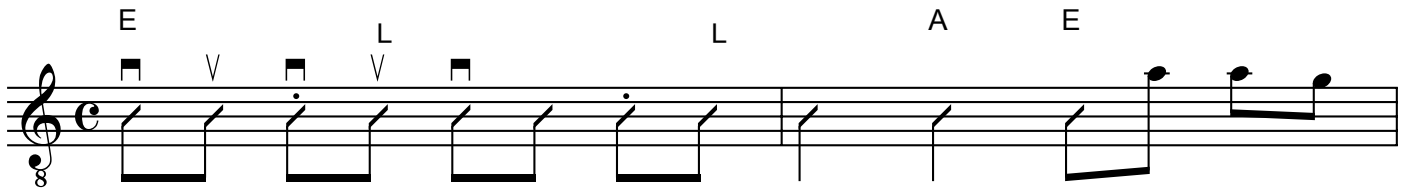
The musical score is written on a single staff in treble clef with a key signature of one flat (B-flat) and a time signature of 8/8. The piece begins with a series of eighth notes, each marked with a piano (p) dynamic. A repeat sign with first and second endings is present. The first ending leads to a section with notes marked 'm' and 'i'. The second ending leads to a section with notes marked 'i'. The score concludes with a 'D.S. al Fine' instruction.

Blues

 (Swing)


JH

E L A E




L = leere Saiten / open strings


E L L A E



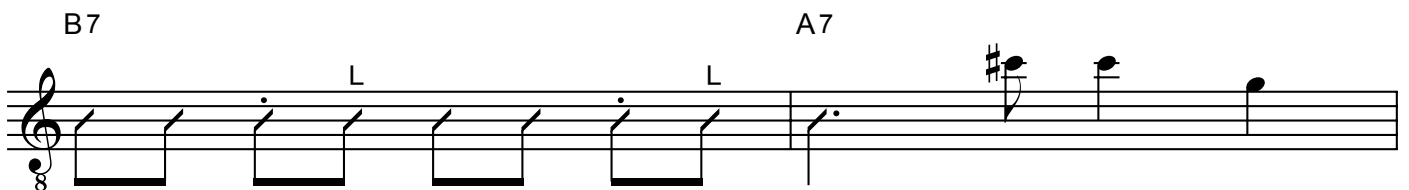
A L L G A




E L L A E



B7 A7



E7 E dim7 A7 B7 B7 E



Weitere Gitarrenwerke von Jürg Hochweber

Stufe	Werk	Seiten	Verlag	Nr.
mittel	"Guitare Rock Classique"	20	Combre, Paris	C 5697
mittel	"Jazzrock-Rockjazz" *	16	Combre, Paris	C 5848
sehr leicht	„Petits Jeux pour la Guitare“ 1	20	Combre, Paris	C 5844
leicht	„Petits Jeux pour la Guitare“ 2	18	Combre, Paris	C 5845
leicht	„Petits Jeux pour la Guitare“ 3	20	Combre, Paris	C 5846
mittel	"Walzerträume"	16	Apollo, Mainz	AV 6119
leicht- mittel	"Gitarrenfiguren"	20	Eigenverlag	
leicht- mittel	"Die andere Saite", Band 1	48	Eigenverlag	
mittel- schwer	"Die andere Saite", Band 2	48	Eigenverlag	
mittel	„Wundergitarre“	12	Eigenverlag	
mittel- schwer	"Prunkstücke"	30	Eigenverlag	
mittel	"Anspielungen"	30	Eigenverlag	
leicht	„Easy Flamenco“	18	Eigenverlag	
sehr leicht	„Erste Schritte“ / „First Steps“	20	Eigenverlag	
schwer	„Das Arpeggio-Buch für Gitarren-Profis“	42	Eigenverlag	
leicht	„Guitar Trends“ 1	22	Eigenverlag	
mittel	„Guitar Trends“ 2	22	Eigenverlag	
mittel	„Faszination Gitarre“	40	Eigenverlag	
mittel-schwer	Weihnachtslieder arrangiert für Solo-Gitarre	18	Eigenverlag	
leicht	Leichte trad. Lieder zum Begleiten	44	Eigenverlag	

Häufige Gitarrengriffe / Common Guitar Chords

vereinfachte Griffe (auf 3 Saiten) / Simplified Chords (on 3 Strings)

F

C

G

D

A

E

Dm

Am

Em

Bm (Hm)

F#m

C#m

C7

G7

D7

A7

E7

B7 (H7)

X Diese Saiten sollen nicht mitklingen / Don't play these strings!

Griffbrett / Fretboard

leere Saiten
open strings

*
english **b** = german **h**
english **b flat** = german **b**

Abkürzungen / Abbreviations

- ▣ hinunter schlagen / *Downstroke*
- ∨ hinauf schlagen / *Upstroke*
- × irgendein perkussiver Schlag / *any percussive sound*

Linke Hand / *left hand*:

- 1 Zeigfinger / *index*
- 2 Mittelfinger / *middle finger*
- 3 Ringfinger / *ring finger*
- 4 kleiner Finger / *pinky*

Rechte Hand / *right hand*:

- p (pulgar) Daumen / *thumb*
- i (indice) Zeigfinger / *index*
- m (medio) Mittelfinger / *middle finger*
- a (anular) Ringfinger / *ring finger*



die Noten mit den Böglein sollen weiterklingen,
nach eigenem Ermessen.