

Free Guitar Books by

Jürg Hochweber

Easy Flamenco

14 Flamenco Solos

> [Play mp3](#)

> [Duet Version](#)



> [Listen / Hören](#)







Easy Flamenco

Dieses Heft ist ein Schnelleinstieg in die Welt des Flamencos. Mit einfachsten spieltechnischen Mitteln wird so viel wie möglich an Wirkung herausgeholt. Alle typischen Elemente sind vorhanden, doch werden keine Barrégriffe oder Streckungen verlangt. Es handelt sich durchwegs um Originalkompositionen, doch wer die traditionellen Themen und Tänze kennt, wird leicht erkennen, dass etwa Nr. 10 eine Anspielung auf den Zapateado ist, Nr. 13 ist ein Granadinas, Nr. 3 eine Alegria. Um die Notation so einfach wie möglich zu gestalten, habe ich viele Akkorde nur drei- oder vierstimmig aufgeschrieben, doch können diese natürlich auch vollgriffig gespielt werden.

Jürg Hochweber




Flamenco 1

Jürg Hochweber



Flamenco 2

Jürg Hochweber



D.C. al Fine






Flamenco 3

Jürg Hochweber

The musical score consists of ten staves of music. The first staff begins with a treble clef, a key signature of two sharps (F# and C#), and a 3/4 time signature. It features a series of eighth and sixteenth notes with fingerings 'i', '1', '2', and '1'. Dynamics 'p' are indicated. The second staff continues with similar rhythmic patterns and includes a triplet of eighth notes. The third staff includes the instruction 'Fine' above a double bar line. The remaining staves continue the melodic and rhythmic development of the piece, ending with a double bar line and the instruction 'D.C. al Fine'.






Flamenco 4

Jürg Hochweber



Flamenco 5

Jürg Hochweber





Flamenco 6

Jürg Hochweber

The musical score for "Flamenco 6" is written for guitar in 6/8 time, featuring a key signature of one flat (B-flat). The piece consists of ten staves of music. The first staff begins with a treble clef, a key signature of one flat, and a 6/8 time signature. It contains a series of eighth notes with accents and dynamics markings: *p*, *p*, *p*, *p*. Above the first two measures are fingerings *i* and *i*. The second staff continues the melodic line with similar rhythmic patterns. The third staff introduces a triplet of eighth notes. The fourth staff features a triplet of eighth notes followed by a quarter note. The fifth staff continues the melodic development. The sixth staff begins with a double bar line and the word *Fine* above it, followed by a repeat sign and a melodic phrase starting with a quarter note and a half note, with dynamics *p* and *p* and fingerings *i* and *i*. The seventh staff continues the melodic line with a triplet of eighth notes and a quarter note. The eighth staff features a triplet of eighth notes and a quarter note. The ninth staff continues the melodic line. The tenth staff concludes the piece with a double bar line and the instruction *D.C. al Fine* below it.

Flamenco 7

Jürg Hochweber



Flamenco 8

Jürg Hochweber

The musical score for "Flamenco 8" is written for guitar in B-flat major (one flat) and 8/8 time. It consists of ten staves of music. The notation includes various rhythmic patterns, fingerings (1-4), and technical markings such as triplets, slurs, and accents. The score begins with a treble clef and a key signature of one flat. The first staff contains a sequence of eighth notes with fingerings 2, 3, #, 2, 3, 4, 2, 4, and a triplet of eighth notes. The second staff features a triplet of chords marked with 'i' and a sequence of eighth notes with fingerings 2, 3, 4, 2. The third staff includes a measure with a '4' fingering, a measure with a '3' fingering, and a measure with a 'Fine' marking. The fourth staff continues with eighth notes and fingerings 4, 3, 4, 3, 4, 3, 4, 3. The fifth staff shows a sequence of eighth notes with fingerings 3, 4, 3, 4, 3, 4, 3, 4, 1, 0. The sixth staff is marked 'rit.' and contains a sequence of eighth notes with fingerings 3, 4, 3, 3, 3, 3, 4, 3, 4, 3. The seventh staff continues with eighth notes and fingerings 4, 3, 4, 3, 4, 3, 4, 3. The eighth staff features a sequence of eighth notes with fingerings 4, 3, 4, 3, 4, 3, 4, 3. The ninth staff is marked 'D.C. al Fine' and contains a sequence of eighth notes with fingerings 4, 3, 4, 3, 4, 3, 4, 3. The final staff concludes with a sequence of eighth notes and fingerings 4, 3, 4, 3, 4, 3, 4, 3.





Flamenco 9





Jürg Hochweber

The musical score is written in treble clef with a common time signature. The vocal line consists of the lyrics 'a a m i' and is accompanied by a guitar line. The guitar line is characterized by frequent triplet patterns (marked with '3') and various rhythmic ornaments such as 'p' (palm) and 'i' (i). The score is divided into eight systems, each containing a single staff of music. The first system includes the lyrics 'a a m i' and features a triplet of eighth notes followed by a quarter note and another triplet. The second system continues the melodic line with several triplet patterns. The third system introduces a 'p' (palm) marking and a '2' (second fret) marking, along with a triplet of eighth notes. The fourth system features a '3' (third fret) marking and a triplet of eighth notes. The fifth system includes a '3' (third fret) marking and a triplet of eighth notes. The sixth system has a '3' (third fret) marking and a triplet of eighth notes. The seventh system includes a '3' (third fret) marking and a triplet of eighth notes. The eighth system concludes the piece with a triplet of eighth notes and a final flourish.

Flamenco 10

Jürg Hochweber





Flamenco 11

Jürg Hochweber

First staff of music, treble clef, 3/4 time signature. It begins with a single eighth note, followed by a pair of eighth notes with a '2' below them, and then a triplet of eighth notes with a '3' above them. A double bar line follows. The second measure starts with a sharp sign and a greater-than symbol (>), followed by a triplet of eighth notes with a '3' above them, and then a triplet of quarter notes with a '3' above them. Fingering 'i' is indicated below the first note of each triplet.

Second staff of music, treble clef. It begins with a triplet of eighth notes with a '3' above them, followed by a triplet of quarter notes with a '3' above them. This is followed by a triplet of eighth notes with a '3' above them, and then a triplet of quarter notes with a '3' above them. The staff concludes with a triplet of eighth notes with a '3' above them.






Third staff of music, treble clef. It begins with a triplet of eighth notes with a '3' above them, followed by a triplet of quarter notes with a '3' above them. This is followed by a triplet of eighth notes with a '3' above them, and then a triplet of quarter notes with a '3' above them. The staff concludes with a triplet of eighth notes with a '3' above them.

Fourth staff of music, treble clef. It begins with a triplet of eighth notes with a '3' above them, followed by a triplet of quarter notes with a '3' above them. This is followed by a triplet of eighth notes with a '3' above them, and then a triplet of quarter notes with a '3' above them. The staff concludes with a triplet of eighth notes with a '3' above them.

Fifth staff of music, treble clef. It begins with a triplet of eighth notes with a '3' above them, followed by a triplet of quarter notes with a '3' above them. This is followed by a triplet of eighth notes with a '3' above them, and then a triplet of quarter notes with a '3' above them. The staff concludes with a triplet of eighth notes with a '3' above them.

Sixth staff of music, treble clef. It begins with a triplet of eighth notes with a '3' above them, followed by a triplet of quarter notes with a '3' above them. This is followed by a triplet of eighth notes with a '3' above them, and then a triplet of quarter notes with a '3' above them. The staff concludes with a triplet of eighth notes with a '3' above them.


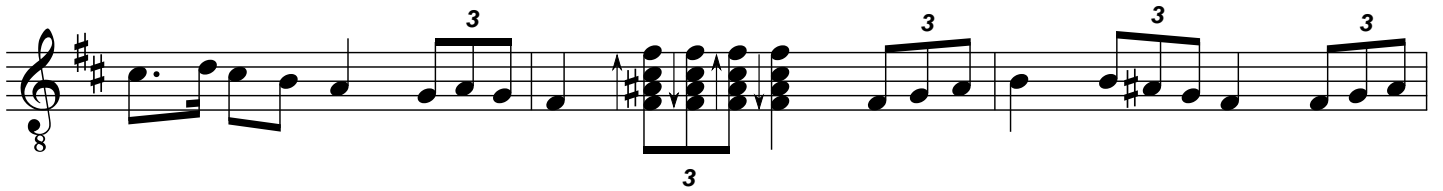


Fine







D.S. al Fine

Flamenco 12

Jürg Hochweber





Flamenco 13

Jürg Hochweber

The musical score for 'Flamenco 13' is written in G major (one sharp) and 6/8 time. It consists of seven staves of music. The first staff begins with a treble clef, a key signature of one sharp (F#), and a 6/8 time signature. The melody is characterized by eighth-note patterns, often beamed together. Above the first few notes, the letters 'i a i' are written, likely indicating fingerings. Dynamic markings include 'p' (piano) and '>' (accent). The second staff features a triplet of eighth notes. The third staff includes a four-measure rest marked with a '4'. The fourth staff continues the melodic development with various rhythmic groupings. The fifth staff shows a sequence of eighth notes with some slurs. The sixth staff contains several triplet markings over eighth notes. The seventh staff concludes the piece with a final melodic phrase and a double bar line.

Musical score for a piece in D major, featuring a piano accompaniment and a melodic line. The score consists of eight staves. The piano part is in the left hand, and the melody is in the right hand. The key signature has two sharps (F# and C#). The piece includes various musical notations such as slurs, accents (>), and a triplet. A 'rit.' (ritardando) marking is present in the final staff, indicated by a dashed line.

Flamenco 14

Jürg Hochweber

Musical staff 1: Treble clef, key signature of one flat (Bb), 8/8 time signature. Chords A and Bb are indicated above the staff.

Musical staff 2: Treble clef, key signature of one flat (Bb), 8/8 time signature. Chords Bb and C are indicated above the staff.

Musical staff 3: Treble clef, key signature of one flat (Bb), 8/8 time signature. First and second endings are marked with '1' and '2'.

Musical staff 4: Treble clef, key signature of one flat (Bb), 8/8 time signature. Chords A and E are indicated above the staff.

Musical staff 5: Treble clef, key signature of two sharps (F#), 8/8 time signature. Chords A and E are indicated above the staff.

Musical staff 6: Treble clef, key signature of two sharps (F#), 8/8 time signature. Chord A is indicated above the staff.

Musical staff 7: Treble clef, key signature of two sharps (F#), 8/8 time signature. Chord Dm is indicated above the staff.

The musical score is written for guitar in the key of D major (indicated by two sharps: F# and C#). It consists of eight staves of music. The first staff begins with a treble clef and a key signature of two sharps. A chord of Dm is indicated above the first measure. The melody is primarily composed of eighth and quarter notes. The accompaniment features a variety of chords, including triads and dyads, often with a rhythmic pattern of eighth notes. The second staff continues the melody and accompaniment. The third staff shows a change in the accompaniment's rhythmic pattern. The fourth and fifth staves are connected by a brace and contain two first and second endings, respectively, marked with '1' and '2'. The sixth staff introduces a sequence of chords: A, Bb, A, and Bb, with specific guitar techniques like tremolos and vibrato indicated by wavy lines and arrows. The seventh staff continues this sequence with chords Bb, C, and Bb. The eighth staff concludes the piece with a final chord of A, which is held for a duration indicated by a long horizontal line.


More Books by Jürg Hochweber:

Stufe, Level	Werk, Book	Seiten Pages	Jahr Year
schwer / <i>difficult</i>	Finger-Übungen gegen die Gitarre Finger-Exercises Against the Guitar. <i>Coming soon</i>		2023
mittel-schwer / <i>advanced</i>	«Ukulele in Action, Vol.3» , 19 Ukulele Solos	28	2023
mittel / <i>intermediate</i>	“Trios for 2 Violins + Cello”	24	2022
mittel / <i>intermediate</i>	“Violin + Guitar” Vol. 1 , Vol. 2	24	2021
mittel / <i>intermediate</i>	“ Easy Flamenco , Duet Version”	34	2021
leicht / <i>easy</i>	“Gitarren-Zauber” / “Guitar-Magic”	44	2020
mittel-schwer / <i>advanced</i>	«Ukulele in Action 2» , 14 Ukulele Solos	28	2020
leicht / <i>easy</i>	«Drillinge» , 12 <i>easy guitar trios</i>	72	2019
leicht / <i>easy</i>	«Gitarre für Schlaue» / «Guitar For Smart People»	30	2019
mittel / <i>intermediate</i>	«Acoustic Rock Guitar»	30	2019
leicht / <i>easy</i>	«Ukulele in Action 1» , 17 Solos	26	2018
leicht / <i>easy</i>	“Jugend- und Kinderlieder”	20	2017
mittel / <i>intermediate</i>	«Duette» pdf	45	2016
sehr leicht / <i>very easy</i>	«Die ersten Gitarrentricks» / «First Guitar-Tricks»	42	2010
leicht / <i>easy</i>	«Wir starten durch» / “We Take Off“ pdf	30	2009
mittel-schwer / <i>advanced</i>	«Faszination Gitarre» pdf	44	2008
leicht-mittel / <i>intermediate</i>	« Fingerspiele» / «Fingergames»	48	2007
leicht / <i>easy</i>	«Leichte trad. Lieder zum Begleiten»	44	2007
sehr leicht / <i>very easy</i>	«Erste Schritte / <i>First Steps</i> »	20	2004
leicht / <i>easy</i>	«Leichte Gitarrenmelodien», mit 2. Git. pdf	20	2004
mittel / <i>intermediate</i>	«Guitar Trends 2» pdf	22	2003
schwer / <i>difficult</i>	«minimal-maximal» pdf	10	2003
leicht / <i>easy</i>	«Gitarren-Duette» pdf	42	2003
leicht / <i>easy</i>	«Guitar Trends 1» pdf	22	2002
leicht / <i>easy</i>	«Easy Flamenco»	18	2001
leicht / <i>easy</i>	«45 trad. Weihnachtslieder» / “ <i>Trad. Christmas</i> ”	48	2000
schwer / <i>difficult</i>	«Das Arpeggio-Buch für Gitarren-Profis» pdf	42	2000
mittel-schwer / <i>advanced</i>	«Trad. Weihnachtslieder» arrang. für Solo-Guit pdf	18	2000
sehr leicht / <i>very easy</i>	«Petits Jeux pour la Guitare» 1, Combre, C 5844	20	1999
leicht / <i>easy</i>	«Petits Jeux pour la Guitare» 2, Combre, C 5845	18	1999
mittel / <i>intermediate</i>	«Petits Jeux pour la Guitare» 3, Combre, C 5846	20	1999
mittel-schwer / <i>advanced</i>	«Jazzrock-Rockjazz», Combre, C 5848	16	1997
mittel / <i>intermediate</i>	«Gitarrenfiguren»	20	1996
mittel / <i>intermediate</i>	«Guitare Rock Classique», Combre, C 5697	20	1995
mittel / <i>intermediate</i>	«Walzerträume», Schott AV 6119	16	1994
mittel / <i>intermediate</i>	«Wundergitarre»	12	1993
mittel-schwer / <i>advanced</i>	«Anspielungen»	30	1990
schwer / <i>difficult</i>	«Prunkstücke»	30	1989
mittel / <i>intermediate</i>	«Die andere Saite», Band 1	48	1988
mittel- schwer / <i>advanced</i>	«Die andere Saite», Band 2	48	1987

The notes on the fretboard



e b g d a e



f c g# d# a# b#



f# c# a e b f#



g d a# b# f c



g# a#



a

Jürg Hochweber, Switzerland

